

2021 Southern Chester County EMS

MEDIC 94

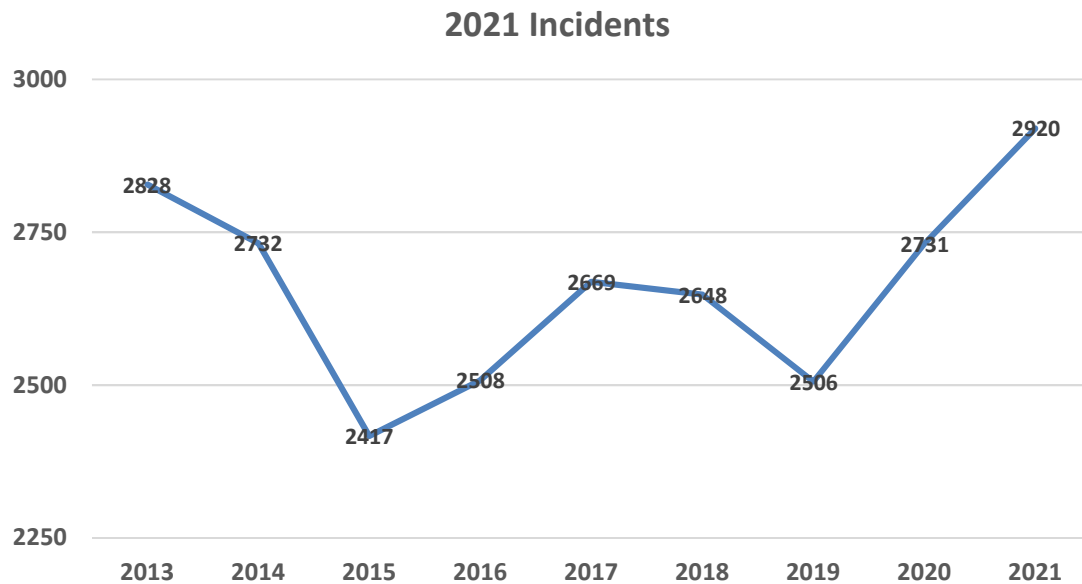
Dispatch and Response Summary



Southern Chester County EMS
MEDIC 94

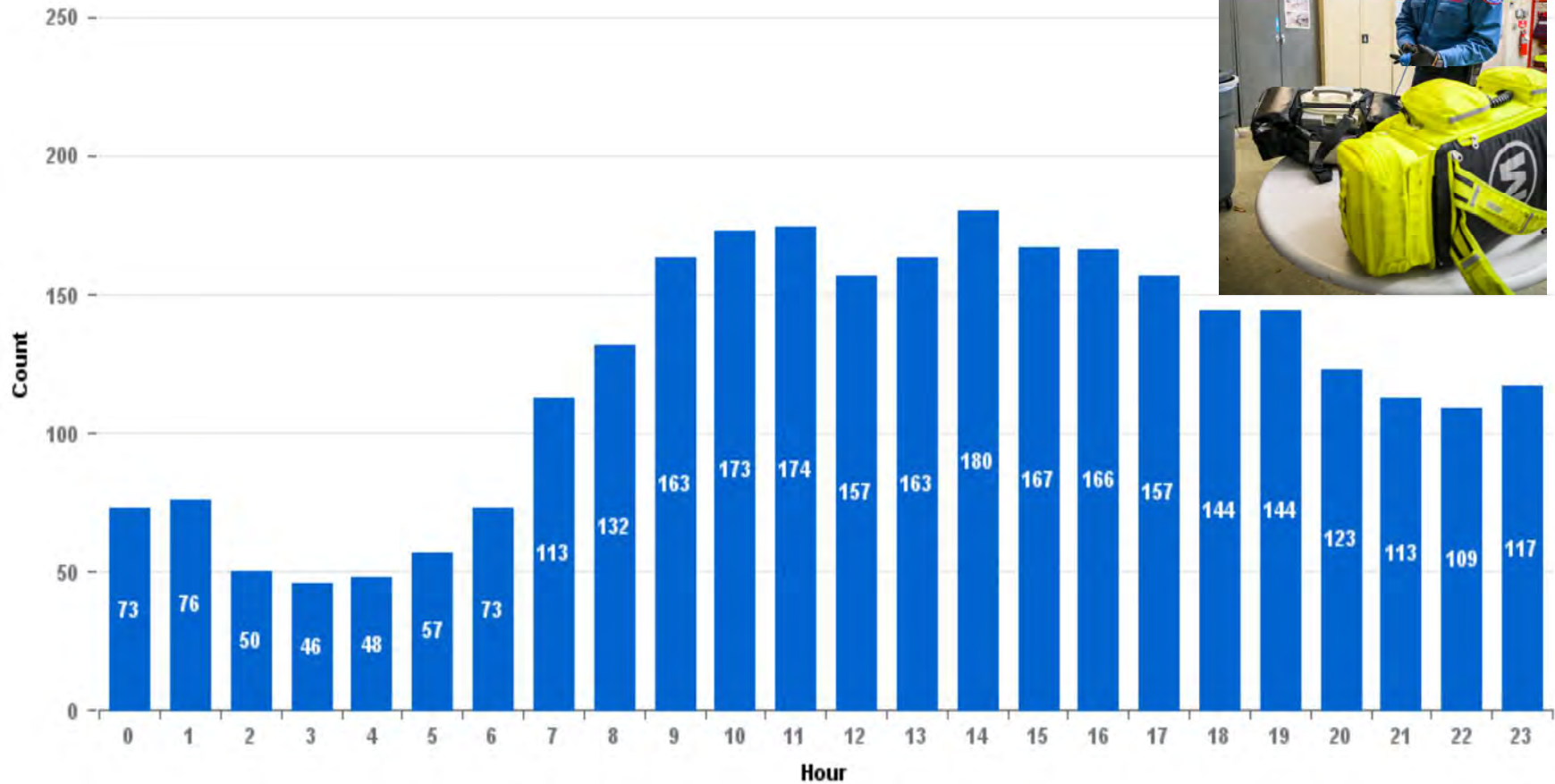
TOTAL
3,155 Responses
to
2,920 Incidents

MEDIC 94-1 (JH) Dispatches- 1,725 (55%)
MEDIC 94-2 (Avondale) Dispatches- 1,195 (38%)
Dual Unit /Incident Mgmt Responses- 278 (9%)



Southern Chester County EMS
MEDIC 94

CY 2021 Incidents By Hour Of The Day

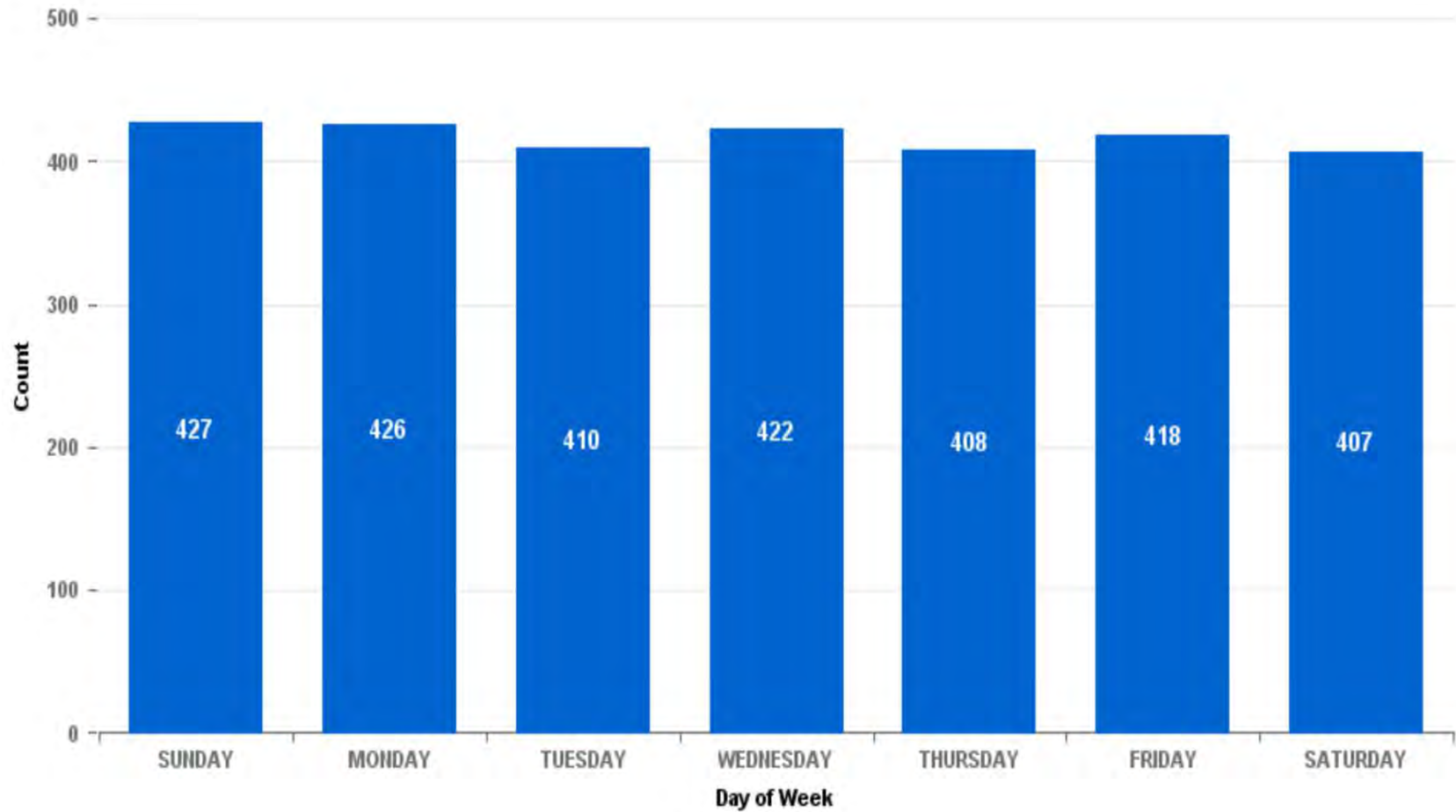


Southern Chester County EMS

MEDIC 94

2021 CCDES
CAD Data

CY 2021 Incidents By Day Of The Week

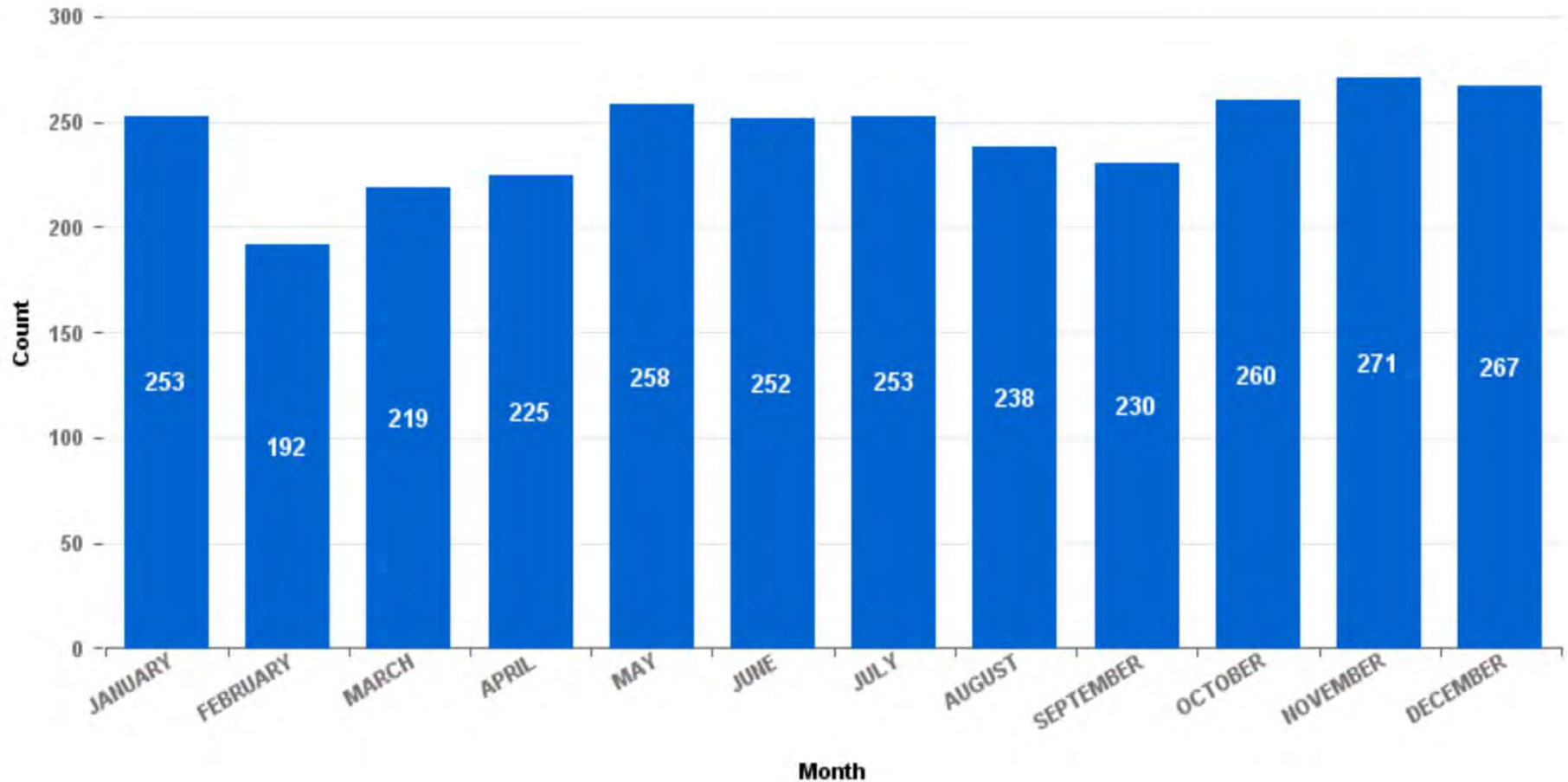


Southern Chester County EMS

MEDIC 94

2021 CCDES
CAD Data

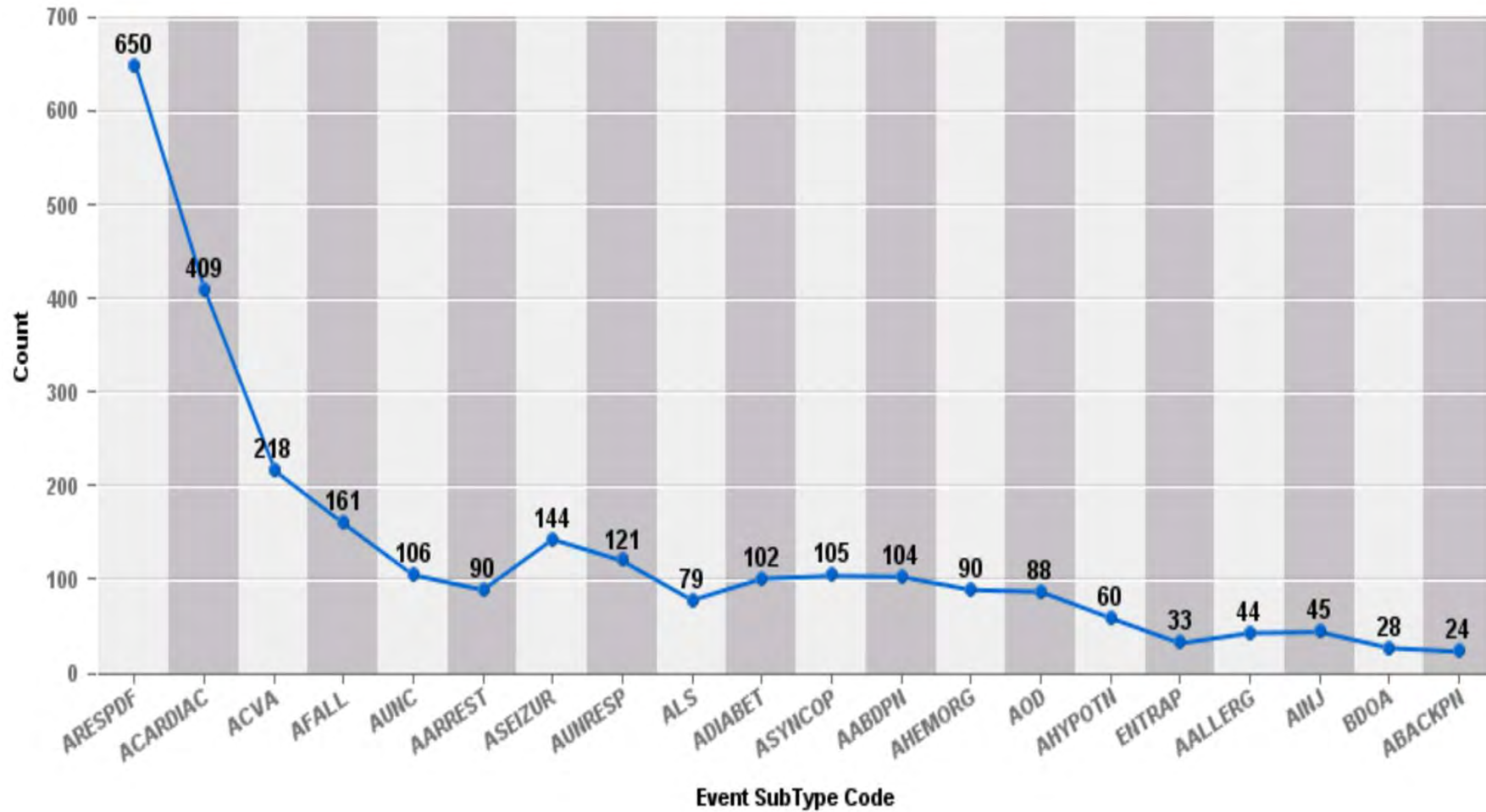
CY 2021 Incidents By Month



Southern Chester County EMS

MEDIC 94

CY 2021 Incidents By Dispatch Nature


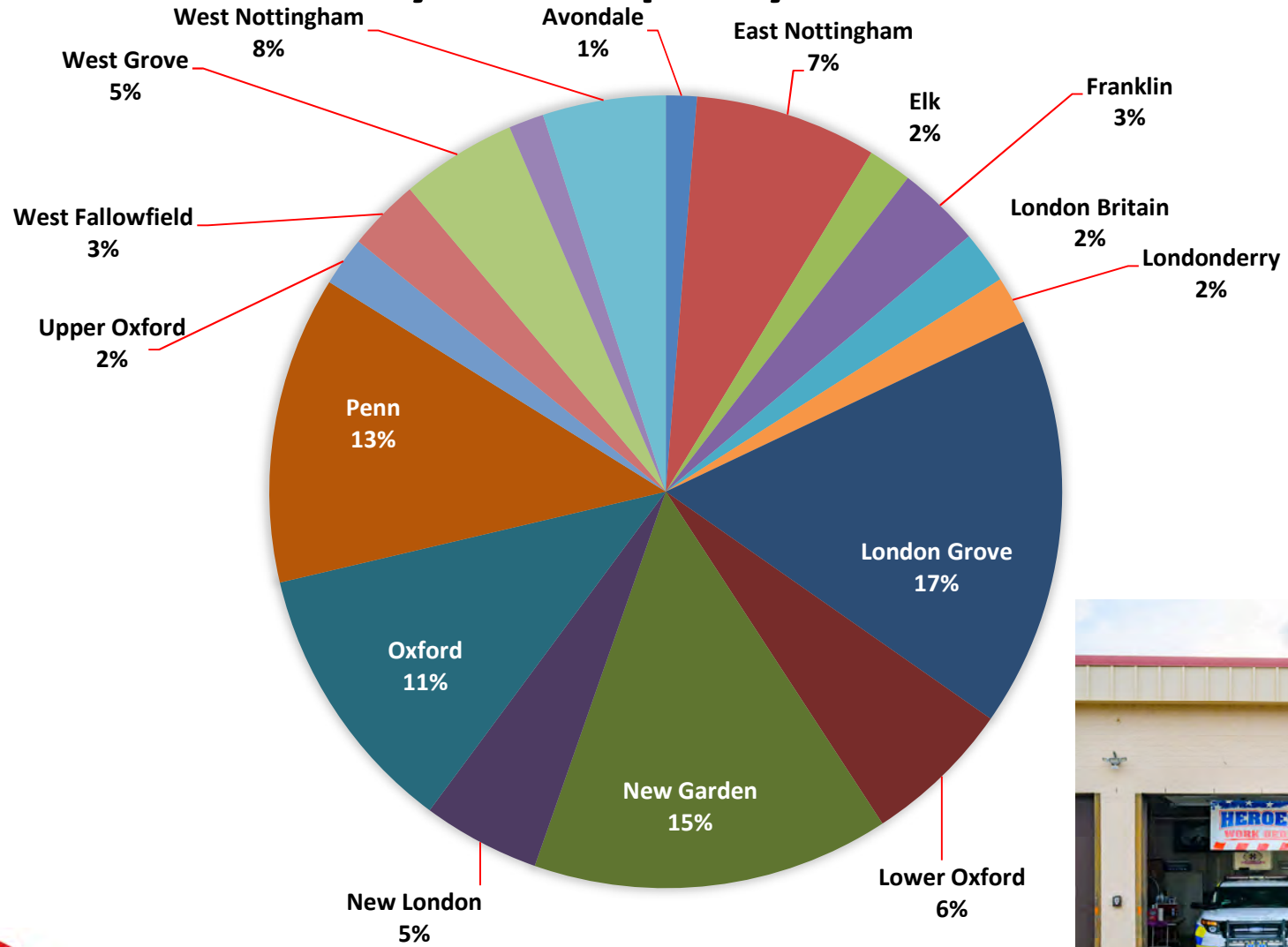


Southern Chester County EMS

MEDIC 94

2021 CCDES
CAD Data

CY 2021 Incidents By Municipality

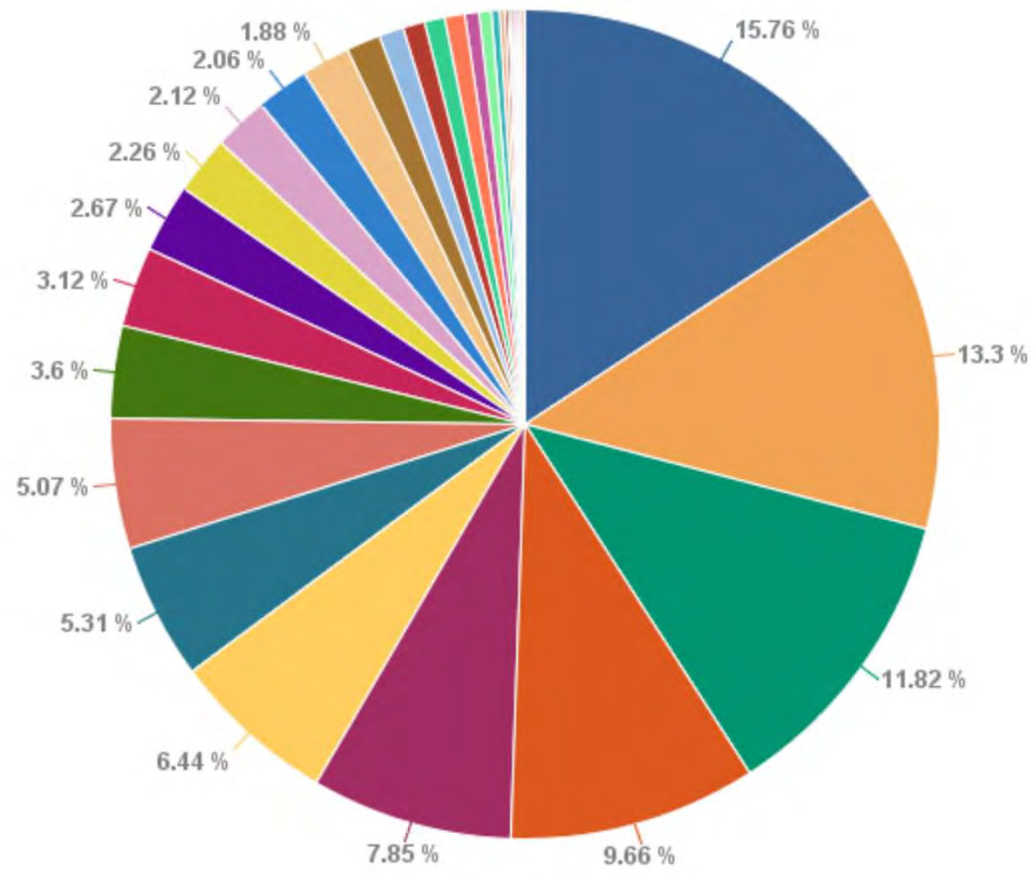


Southern Chester County EMS

MEDIC 94

CY 2021 Dispatches By Municipality (incl Mutual Aid)

- NGARDN
- PENNTP
- OXFRD
- LGROVE
- ENOTT
- LWROXF
- WNIOTT
- NEWLND
- FRNKLN
- WFALLO
- WGROVE
- LDNBRT
- UPROXF
- LONDER
- ELKTP
- AVINDAL
- KIITTWP
- EMARLB
- COLRN
- WMARLB
- LTBRTH
- KHITSQR
- HGHLND
- ...



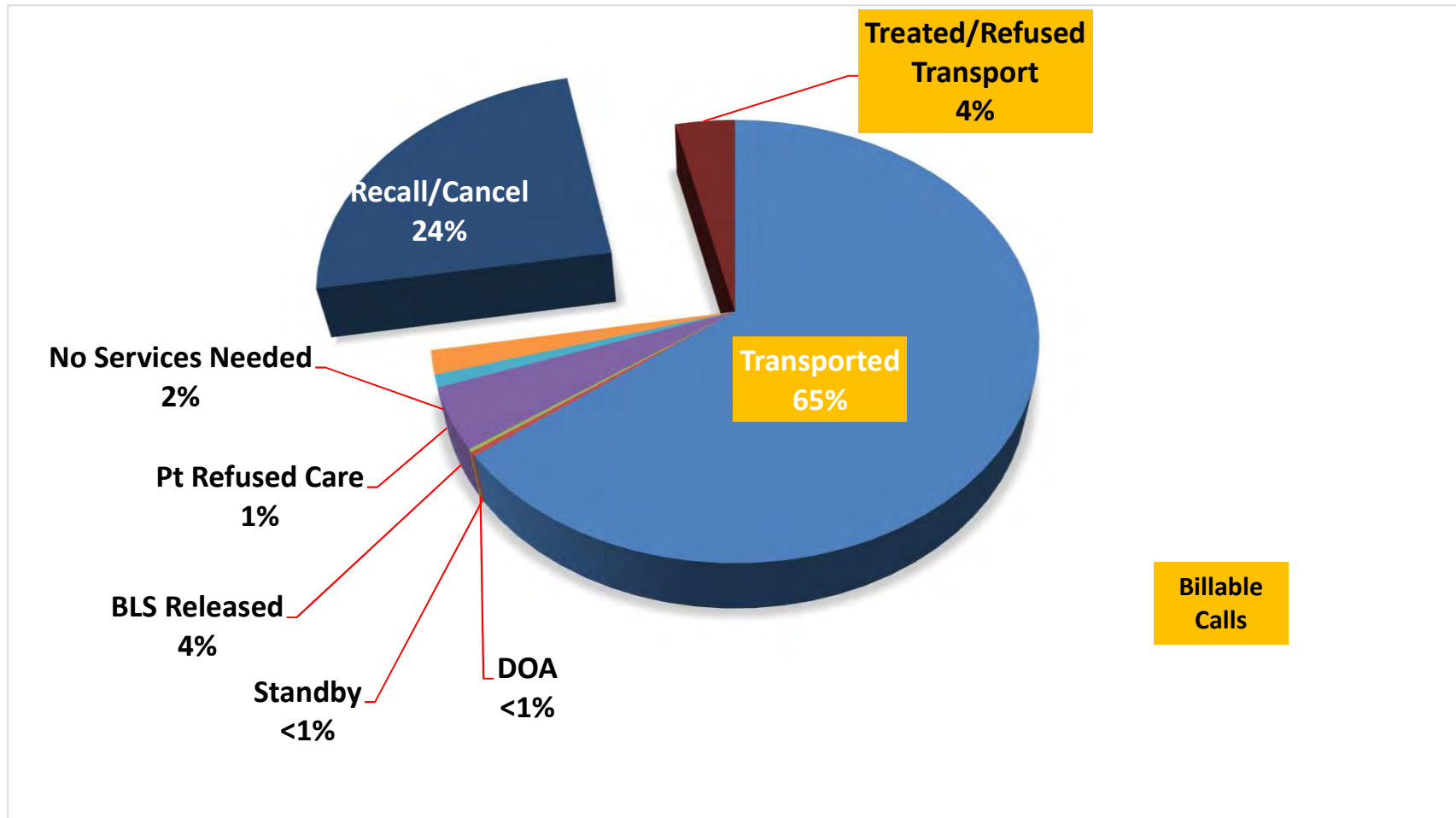
NGARDN	460
PENNTP	388
OXFRD	345
LGROVE	282
ENOTT	229
LWROXF	188
WNIOTT	155
NEWLND	148
FRNKLN	105
WFALLO	91
WGROVE	78
LDNBRT	66
UPROXF	62
LONDER	60
ELKTP	55
AVNDAL	39
KNTTWP	28
EMARLB	25
COLRN	23
WMARLB	23
LTBRTH	16
KNTSQR	14
HGHLND	9
FULTN	6
ATGLN	4
BART	2
PRKSBG	2
QURYVILLE	2
UNVERIFIED	2
COATVL	1
ECALN	1
EFALLO	1
NEWLN	1
PNSBRY	1
RSNGSUNMCD	1
SADS	1
SDSBRY	1
UPUWCH	1
WBRAND	1
WSADS	1



Southern Chester County EMS
MEDIC 94

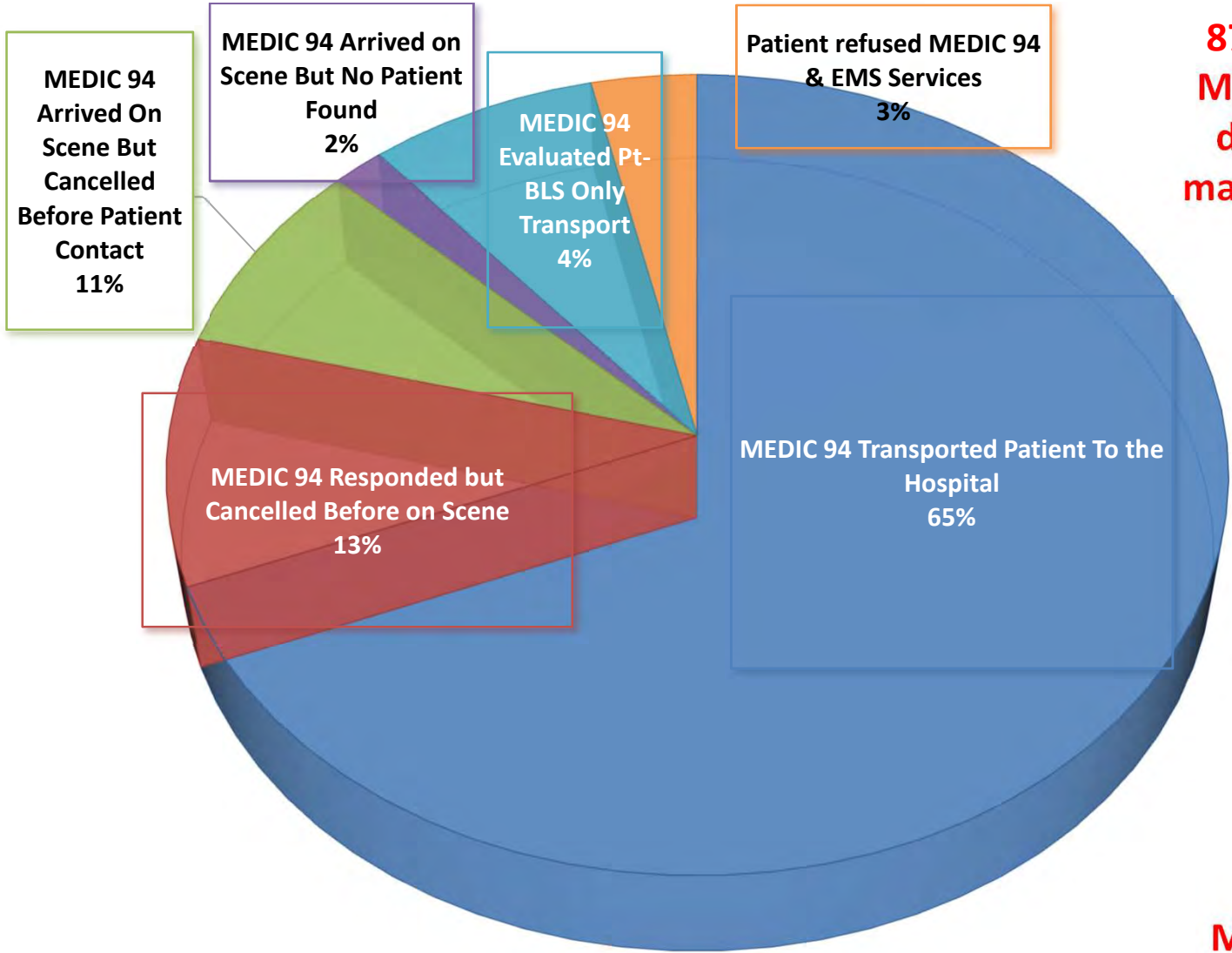
2021 CCDES
CAD Data

CY 2021 Dispatches By Outcome



Southern Chester County EMS

MEDIC 94



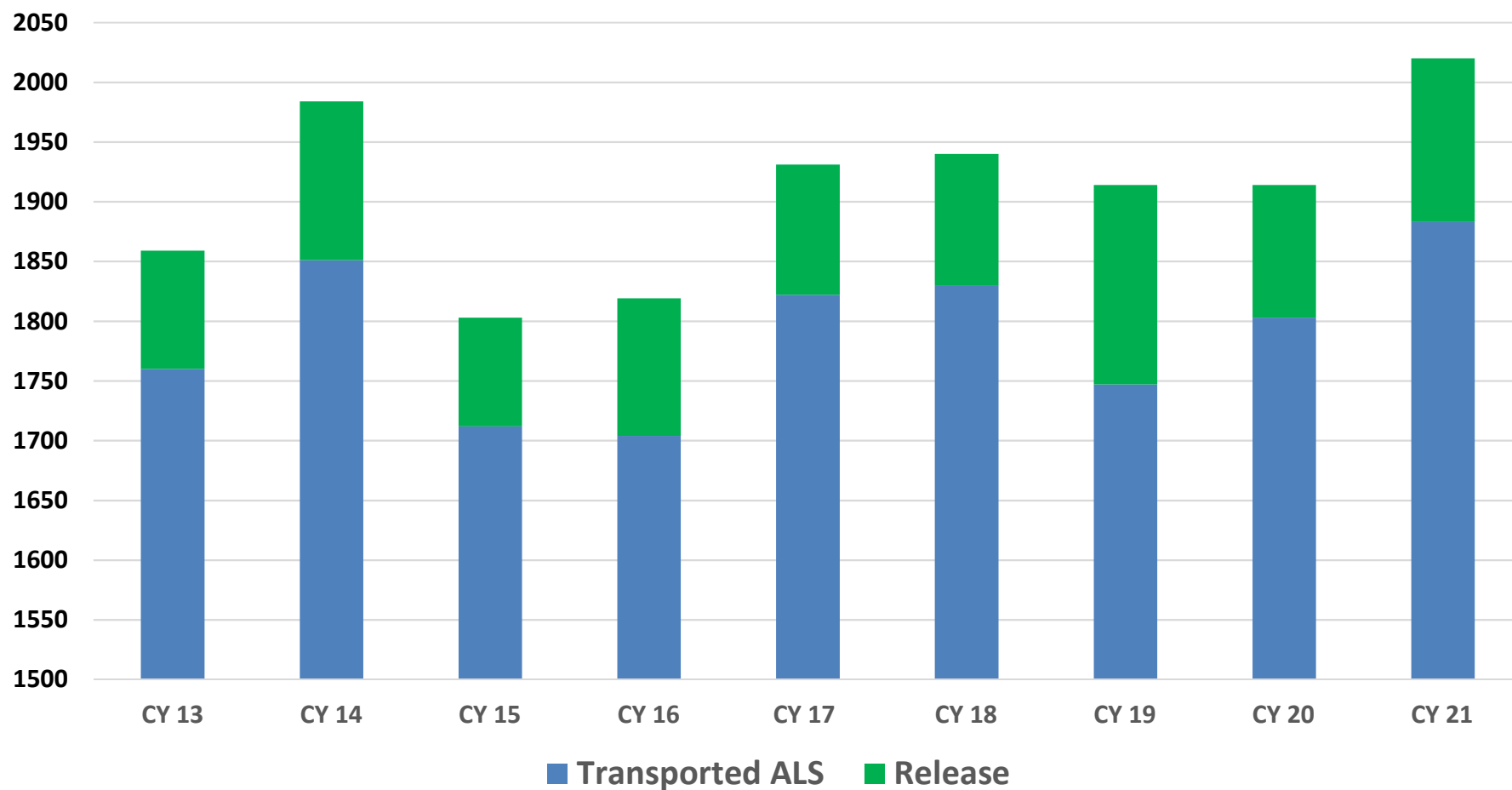
87% of the time a MEDIC 94 unit was dispatched, they made it to the scene

MEDIC 94 medics made patient contact on 74% of calls



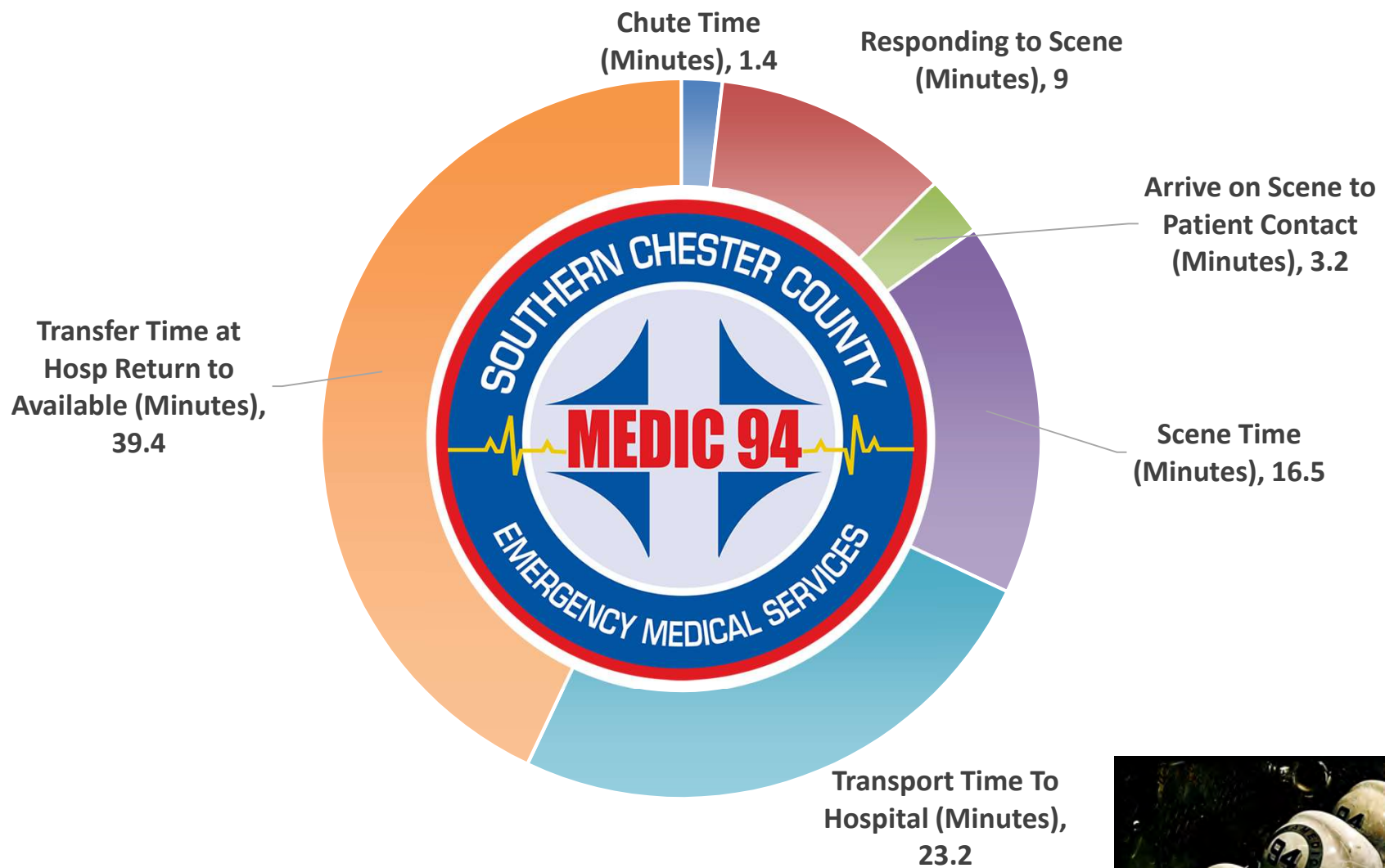
Southern Chester County EMS
MEDIC 94

SCCEMS Billable Calls 2013-2021



Southern Chester County EMS

MEDIC 94



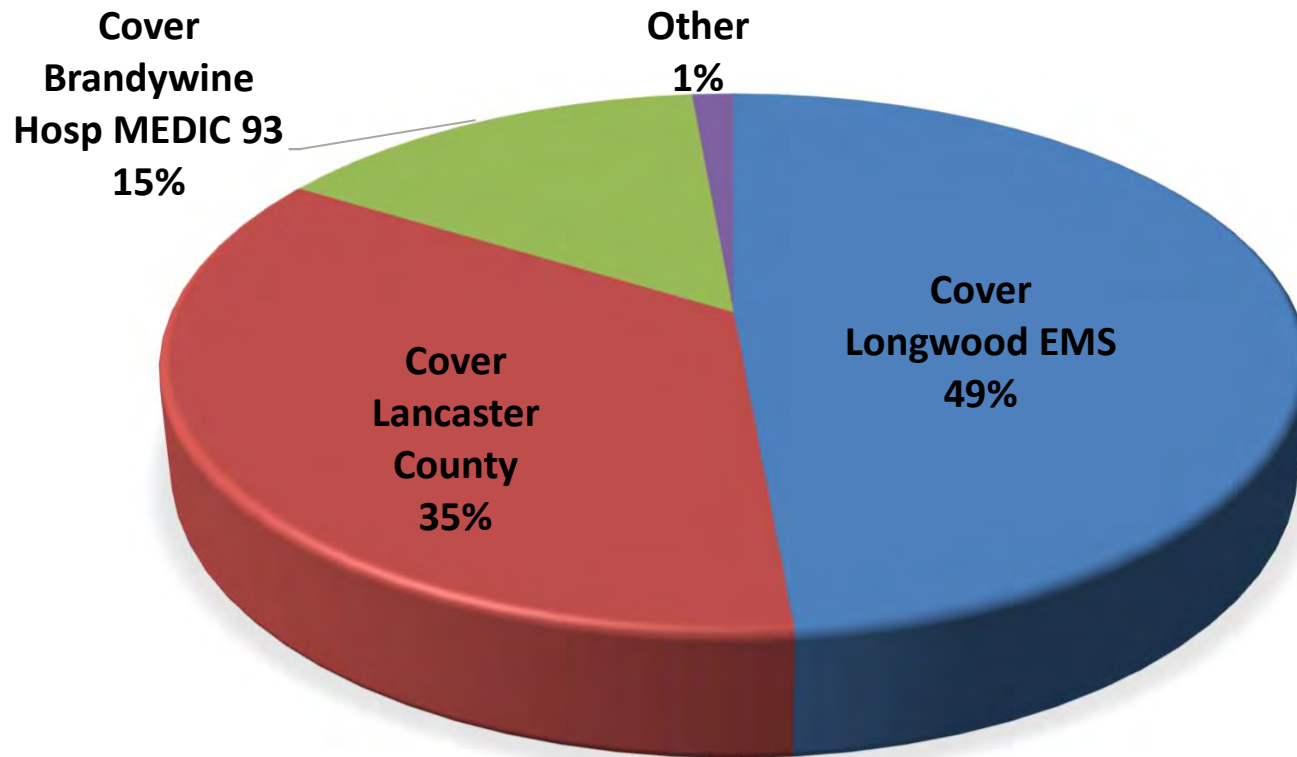
Southern Chester County EMS

MEDIC 94



FY 2021 Mutual Aid By District

4% of total call volume are mutual aid dispatches

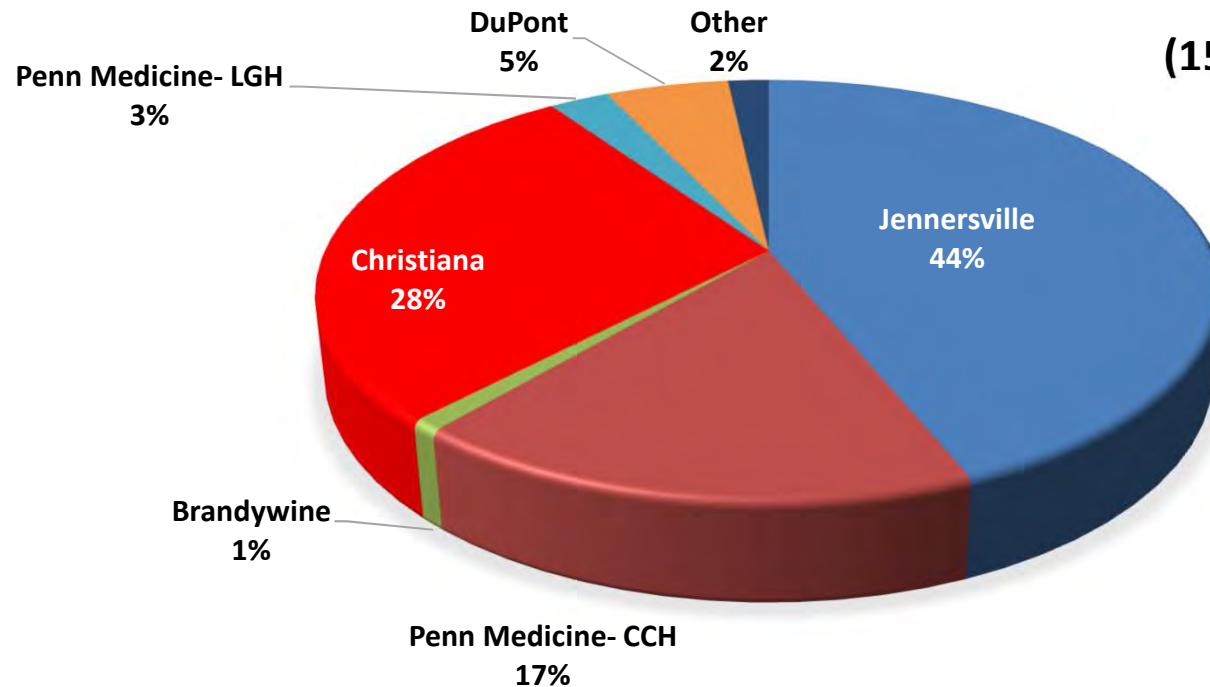


Southern Chester County EMS

MEDIC 94

2021 CCDES
CAD Data

824 patients were transported to Jennersville Hospital in 2021 (15.5% decrease vs 2021)

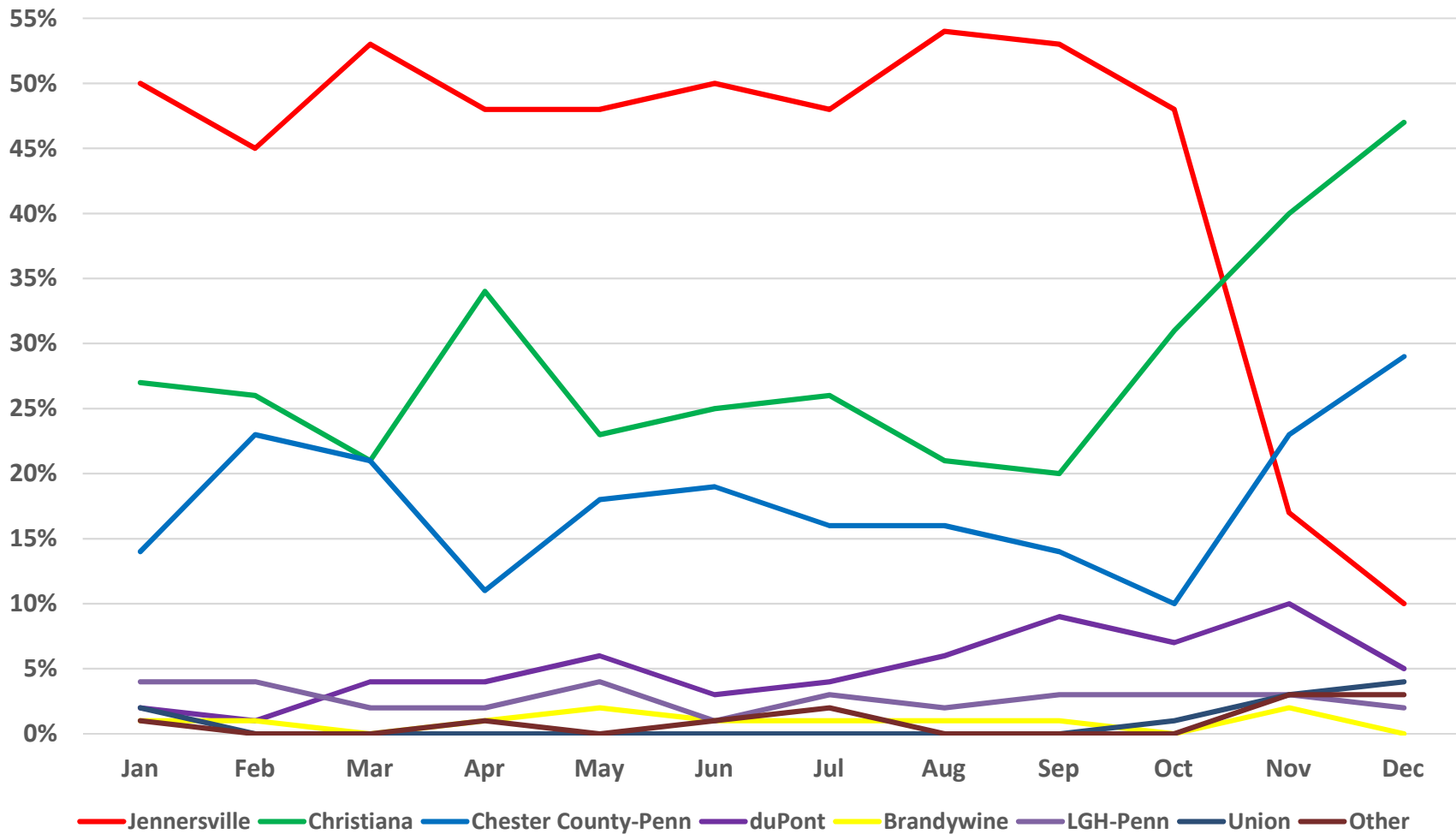


1,883 total patients were transported by SCCEMS medics in 2021 (6% increase vs 2020)



Southern Chester County EMS
MEDIC 94

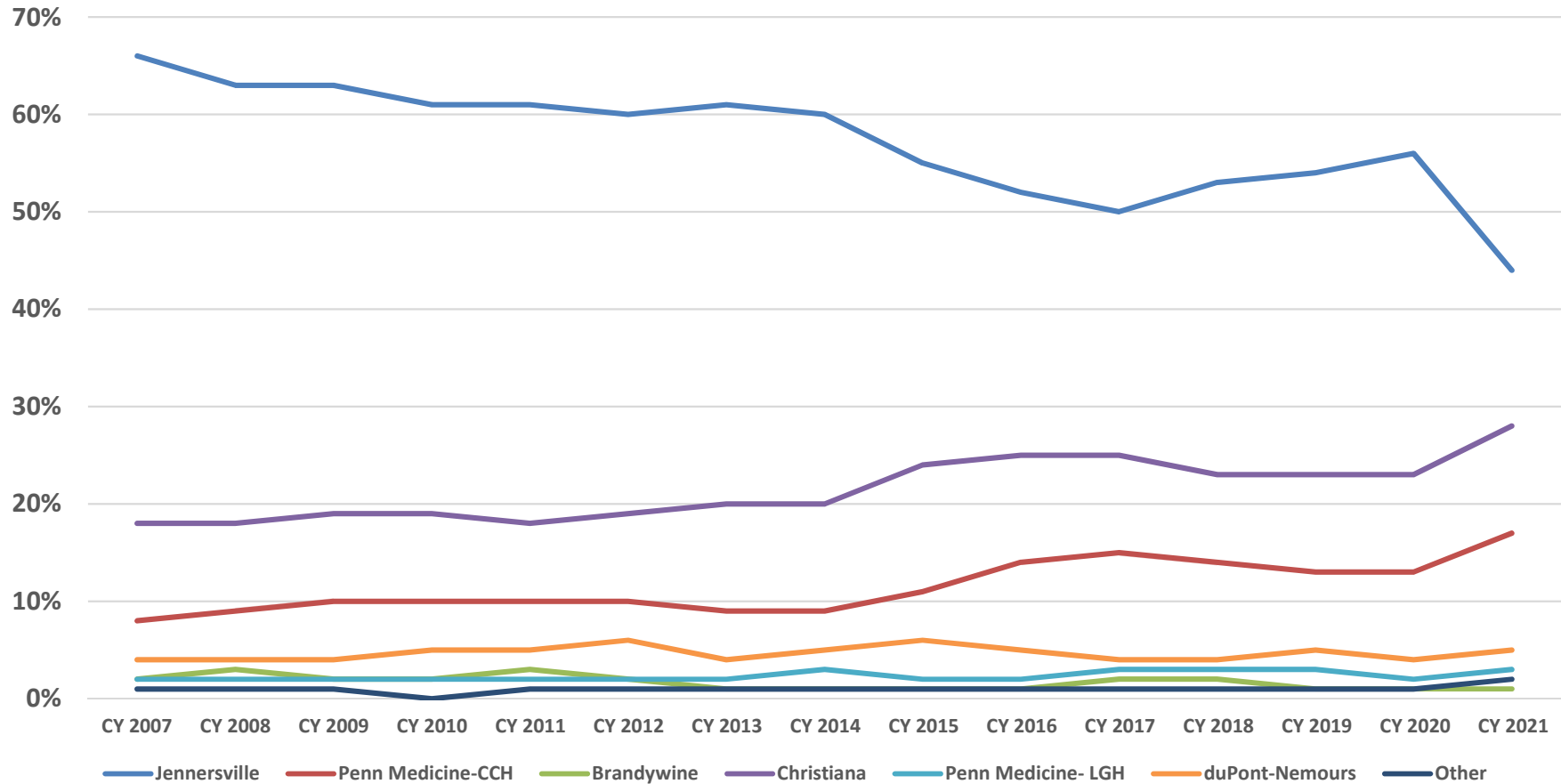
2021 SCCEMS ALS Patients By Receiving Hospital



Southern Chester County EMS

MEDIC 94

SCCEMS % ALS Patients By Destination Hospital 2007-2021



Southern Chester County EMS

MEDIC 94

Incident Times and Call Metrics

CRITERIA	Jan	Feb	Mar	Apr	May	Jun	July	Aug	Sept	Oct	Nov	Dec	TOTAL
CHUTE	1.3	1.6	1.4	1.4	1.4	1.4	1.6	1.4	1.5	1.4	1.5	1.5	1.4
RESPONSE TIME	9.4	9.0	8.6	9.0	8.5	9.1	8.9	8.9	9.3	9.0	9.3	9.3	9.0
ENGAGEMENT TIME	12.8	12.3	12.0	12.1	11.5	12.2	12.0	12.3	12.4	11.6	12.4	12	12.2
SCENE TIME	16.1	16.8	16.0	16.6	16.2	16.4	17.2	16.2	15.4	16.7	17.2	17.5	16.5
AVG TIME ON TASK	60.2	63.0	65.2	69.0	57.2	60.8	64.2	61.6	64.0	65.0	70.9	65.7	64.0
TOTAL AVG TIME ON TASK WHEN TRANSPORT	84.7	90.9	82.9	85.8	83.8	86.3	89.8	82.4	83.2	87.2	105	109.0	89.0
RECALL ON SCENE %	12%	12%	11%	7%	11%	11%	9%	7%	11%	9%	14%	13%	11%
TRANSPORTED %	64%	61%	72%	75%	60%	63%	65%	67%	70%	68%	61%	51%	65%
RELEASE %	3%	2%	2%	1%	1%	5%	2%	5%	3%	6%	5%	11%	5%
ENGAGEMENT %	67%	63%	74%	76%	61%	68%	67%	72%	73%	74%	66%	62%	70%

CHUTE- Dispatch to Responding **RESPONSE-** Responding to On Scene **ENGAGEMENT-** Dispatch to patient contact **SCENE-** Arrival to Departure scene
TIME ON TASK- Average Call Time Dispatch to Available for All Calls **TIME ON TASK TRANSPORT-** Average Call Time Dispatch to Available when MEDIC 94 Transports
ENGAGEMENT %- Total % of Calls Where MEDIC 94 Transports or evaluated patients and transfers care to BLS only for transport



Southern Chester County EMS

MEDIC 94

Miscellaneous Operational Data

2021 Staffing

- 1- Chief Executive Officer
- 2- Paramedic Sergeants
- 6- Full Time Paramedics
- 1- Part Time Paramedic (0.5)
- 6- Casual/PRN Paramedics
- 1- EMS Medical Director (Contracted)

MEDIC 941 Primary/ MEDIC 943 Reserve- Jennersville
MEDIC 942 Primary/MEDIC 944 Reserve- Avondale



- Zero** Organizational Vehicle Accidents
- Zero** Days Lost From Work Due to On-the-Job Injuries
- Zero** Employees Quarantined or Of Work Due to COVID 19 Exposure



Southern Chester County EMS

MEDIC 94

FY 2021 MUNICIPAL FUNDING

Avondale Borough (77%)	\$	4,500
Elk (100%)	\$	8,400
ENT (100%)	\$	42,420
Franklin (100%)	\$	22,890
LBT (100%)	\$	16,800
LGT (100%)	\$	47,460
Londonderry (100%)	\$	12,600
LOT (100%)	\$	25,200
New London (100%)	\$	28,035
New Garden (120%)	\$	86,820
Oxford Borough (100%)	\$	36,900
Penn (100%)	\$	46,620
Upper Oxford (107%)	\$	13,600
West Grove Borough (100%)	\$	12,180
West Fallowfield (81%)	\$	10,500
West Marlborough(100%)	\$	3,000
West Nottingham (100%)	\$	16,380



Southern Chester County EMS

MEDIC 94